


HarperCollinsChildren'sBooks
Presents

DRESS UP AS DEMON DENTIST



David Walliams



Illustrations © Tony Ross, 2013. Lettering on author's name © Quentin Blake, 2010.

DRESS UP AS DEMON DENTIST

Miss Root's uniform

YOU WILL NEED:

- 📄 White blouse or shirt worn with white trousers or skirt. Or you could wear a white lab coat or overalls.
- 🟡 White belt.

FACE PAINT SUGGESTIONS:



1. Use **white face paint** for the base - cover the eyebrows and lips well to disguise them.
2. Using **black face paint** and a brush, draw on high arched eyebrows, and draw along the lash line and under the eyes.
4. Use a **lip liner** to draw the outline of a much smaller pair of lips than your own to create a pout. Fill in with **red lipstick** or face paint.
5. Suck in your cheekbones and using a **sponge with pink or red face paint** dab into the cheek hollows to make the face appear more angular.







DRESS UP AS DEMON DENTIST

To make Miss Root's 'EVIL LOOKING INSTRUMENT'



YOU WILL NEED:

-  One piece of thin card 60 cm x 20 cm (e.g. from a cereal box).
-  Pen.
-  Scissors.
-  White or silver poster paint.



1. Draw a shape onto the card that looks like half a side of a Christmas tree, like in the image on p.200 of 'Demon Dentist'.
2. Cut out.
3. Paint white or silver.

